

AIR NIPPER BLADES

Wide Selection of Various Blades for Precision Nipping

Capacity is listed as instant reference and depends on operation conditions.

STANDARD BLADE

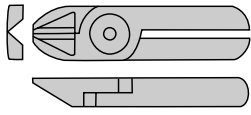
Material

- Special alloy steel... Severely selected for cutting, crimping etc. of general steel wire/plastic.
- High-speed steel ... In case more durability (than that of special alloy steel)

is necessary (e.g. at cutting of wire, etc.)

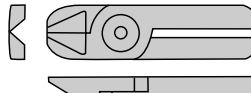
- Sintered hard alloy ... This material is the hardest and excellent in durability.

S : Standard

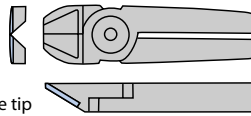


Suitable for cutting of copper wire, steel wire, etc. (steel wires)

G : For Strong Cutting

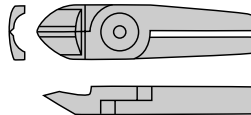


N30BBB/
N50BBB

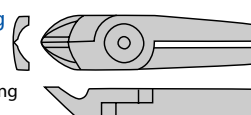


...Carbide tip

P : For Plastic

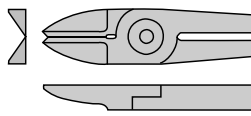


PF : Flat cutting blade for plastic

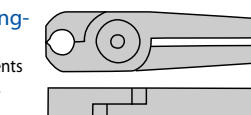


Suitable for flat cutting (cutting surface)

J : For Plastic

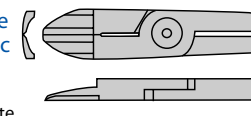


E : Plastic cutting-off blade



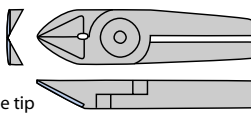
For many gate treatments such as over-fit gate, modified gate, etc.

JL : Long blade for plastic



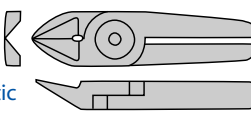
In case there is a distance between nipper body and gate

PB : For Plastic carbide tipped

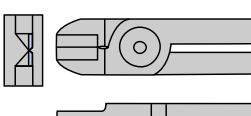


...Carbide tip

HT : Thin blade with high-speed steel tip for plastic

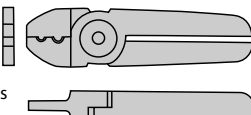


N20BFB : Clipper



...Carbide tip

CD : For Crimping



Exclusive for caulking of solderless terminals

Detail of VESSEL Blade No. symbols

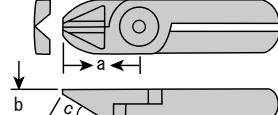
No. **N10L A S**
VESSEL Air Nipper applicable model

Material
H : High-speed steel
A : Special alloy steel

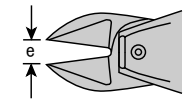
Blade shape

S : Standard
G : For heavy duty cutting
CD : For crimping
P : For plastic
J : For plastic
PF : For flat cutting plastic
JL : Long blade for plastic
E : Plastic cutting-off blade

Size indication



Blade opening



Material

H : High speed steel
A : Special alloy steel
B : Sintered hard alloy
d : Cutting blade effective L.

Applicable model	EDP No.	Product No.	Blade Shape for	Material (Body)	Dimensions of each part (mm)					Cutting capacity				
					a	b	c (°)	d	e	Copper wire	Steel wire	Piano wire	Plastic	Hard plastic
GT-AS/AS3/NR3	360102	N3AS	Standard	A	24.0	7.0	25	12.0	4.0	1.0	0.5			
	360101	N3HS	Standard	H	24.0	7.0	25	12.0	4.0	1.0	0.5	0.2		
	360104	N3AP	Plastic	A	24.0	7.0	15	11.5	4.0				2.0	
	360107	N3APB	Plastic carbide tipped	B	24.0	7.0	15	13.0	4.0				2.0	
GT-AS/AS3/NR3	360108	N3AE	Cutting-off plastic	A	20.0	7.0		7.0	3.5				2.0	
	360106	N3BJ *	Plastic	A	24.0	7.0		13.0	5.0	1.0	0.5			
	360112	N5AS	Standard	A	24.0	7.0	25	12.0	4.0	1.0	0.5			
	360111	N5HS	Standard	H	24.0	7.0	25	12.0	4.0	1.0	0.5	0.3		
GT-AS/AS3/NR3	360114	N5AP	Plastic	A	24.0	7.0	15	11.5	4.0				2.0	
	360116	N5APB	Plastic carbide tipped	B	24.0	7.0	15	13.0	4.0				2.0	
	360118	N5AE	Cutting-off plastic	A	20.0	7.0		7.0	3.5				2.0	
	388006-101	N5BJ *	Plastic	A	24.0	7.0		13.0	4.0	1.0	0.5			
GT-N7/NR7/NR7	360122	N7AS	Standard	A	27.0	9.0	30	13.5	4.0	1.6	1.0			
	360121	N7HS	Standard	H	27.0	9.0	30	13.5	4.0	1.6	1.0	0.5		
	360124	N7AP	Plastic	A	27.0	9.0	30	13.0	4.0				3.0 2.0	
	360127	N7PF	Flat cutting plastic	A	27.0	9.0	40	10.5	4.0				3.0 2.0	
GT-N7/NR7/NR7	360126	N7AE	Cutting-off plastic	A	26.0	9.0		9.0	4.0				3.0 2.0	
	388006-102	N7BJ *	Single blade for plastic	A	27.0	9.0		13.0	5.0	1.6	1.0			
	360132	N10AS	Standard	A	27.0	9.0	30	13.5	5.0	1.8	1.2			
	360131	N10HS	Standard	H	27.0	9.0	30	13.5	5.0	1.8	1.2	0.5		
GT-N10	360134	N10AP	Plastic	A	27.0	9.0	30	11.5	5.0				4.0 2.6	
	360181	N10LAS	Standard	A	35.0	12.0	30	20.0	5.0	1.8	1.2			
	360182	N10LAP	Plastic	A	35.0	12.0	15	16.0	5.0				4.0 2.6	
GT-N10L	360183	N10LPF	Flat cutting plastic	A	35.0	12.0	40	13.5	5.0				4.0 2.6	
	360142	N12AS	Standard	A	35.0	12.0	30	20.0	5.0	2.3	1.7			
	360141	N12HS	Standard	H	35.0	12.0	30	20.0	5.0	2.3	1.7	0.6		
GT-N12	360144	N12AP	Plastic	A	35.0	12.0	15	16.0	5.0				4.5 4.0	
	360151	N20AS	Standard	A	35.0	12.0	30	20.0	9.0	2.6	2.0			
	360157	N20HS	Standard	H	26.0	12.0	40	10.0	7.0	2.6	2.0	1.0		
	360159	N20AG	Strong cutting plastic	A	28.0	12.0	40	12.0	7.0	2.6	2.0			
GT-AS20/NR20/N20	360155	N20AP	Plastic	A	35.0	12.0	15	16.0	11.0				7.0 5.0	
	360152	N20AJ *	Plastic	A	35.0	12.0		18.0	11.0				7.0 5.0	
	360150	N20AJL *	Long blade plastic	A	65.0	12.0		20.0	16.0				6.0 4.0	
	360160	N20PF	Flat cutting plastic	A	35.0	12.0	40	13.5	11.0				7.0 5.0	
	360158	N20AE	Cutting-off plastic	A	28.0	12.0		12.0	8.0				7.0 5.0	
	360156	N20BFB *	Clipper	B	35.0	12.0		17.0	8.0	2.6	2.0	1.2		
GT-AS20/NR20/N20	360149	N20AH *	Crank plastic	A	60.0	12.0		23.0	16.0				6.0	
	360161	N30AS	Standard	A	43.0	17.0	30	25.0	9.0	3.3	2.8			
	360172	N30BB *	Strong cutting	B	36.0	17.0	40	18.0	7.0	3.3	2.8	1.2		
GT-AS30/NR30/N30	360165	N30AP	Plastic	A	66.0	17.0	15	38.0	16.0				10.0 6.5	
	360169	N30AJ *	Plastic	A	52.0	17.0		28.0	11.0				10.0 6.5	
	360170	N30AJL *	Long blade plastic	A	75.0	17.0		25.0	19.0				8.0 5.0	
	360167	N30PF	Flat cutting plastic	A	58.0	17.0	30	25.0	15.0				10.0 6.5	
	360166	N30AE	Cutting-off plastic	A	45.0	17.0		17.0	12.0				10.0 6.5	
	360171	N30ACD	Crimping	A	40.0	17.0							1.25sq 2.0sq C-terminal	
GT-NR30	360175	N50AS	Standard	A	60.0	25.0		30.0	11.0	5.5	4.5			
	360177	N50BB *	Strong cutting	B	46.0	25.0	35	19.0	9.0	5.5	4.5	2.0		
	360178	N50ACD	Crimping	A	52.0	25.0							8.0sq Bare terminal	

*Please refer page 2 for Blade No. symbols. Crank shape of N20AH should be same as NY05/10/15AH or NY05/10/15RAH.

CAUTION ! Shut off the air supply before blade mount/dismount.