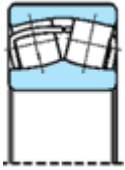

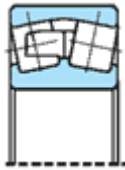
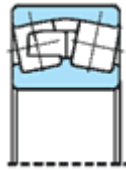
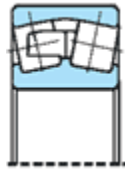
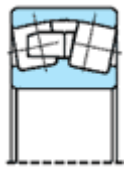


Excel-series Spherical Roller Bearings

Dimension Table

Type	E	EX	E2	E	A2X	AEX
						
Roller	Symmetric	Symmetric	Symmetric	Symmetric	Nonsymmetric	Nonsymmetric
Center guide	Floating ring	Floating ring	Inner ring rib	Inner ring rib	Inner ring rib	Inner ring rib
Inner ring flange	Nothing	Nothing	Being	Being	Being	Being
Cage	Pressed Steel	Pressed Steel	Machined	Machined	Machined	Machined
Series						
239				20,26,28,32-1060		
230	20 - 34		22 - 34	36 -/1000	20 - 48	
240				24 - /600,/800		
231	20 - 26		20 - 26	28 -/500	20 - 48	
241				22 -/500		
222	30 , 32	05 - 28	30 , 32	34 - 68	30 , 32	05 - 28
232	16 - 26		20 - 26	28 -/600	20 - 40	
213	04 - 24					
223	24 , 26	08 - 22	24 , 26	28 - 60	24 - 30	07 - 22